

Progress toward Commercializing New Technologies for Coal Use

—Oxygen-blown IGCC+CCS

Nobuo Nagasaki
Yasushi Takeda
Toru Akiyama
Takeshi Kumagai

OVERVIEW: Hitachi is participating in the EAGLE Project being jointly run by New Energy and Industrial Technology Development Organization and Electric Power Development Co., Ltd. (J-Power), has supplied a set of equipment ordered by J-Power, and is supporting trial operations by that company. The EAGLE Project achieved all of its development goals for the period up to March 2007 and has now upgraded its gasifier to expand the types of coals able to be used and is conducting trial operation as part of EAGLE Step 2. Some existing plant has been diverted for use in world-leading experimental trials of the recovery of CO₂ from the syngas produced by coal gasification. Based on the experimental results from EAGLE, EAGLE Step 2, and other work, comprehensive trials are now being conducted using a 170-MW-class IGCC demonstration plant with the aim of commercializing IGCC + CCS.

INTRODUCTION

IT IS anticipated that coal will remain an important primary energy source into the future for a variety of reasons, including that it is cheap, is available in quantities that are reliable and accessible to mining with reserves not overly concentrated in particular regions, and in consistent deposits, and it is predicted that coal use will continue to expand in the future to fuel economic growth. Developed nations such as the countries of the EU (European Union), North America, Australia, and Japan have set out groundbreaking medium- to long-term CO₂ (carbon dioxide) reduction targets in response to the threat of global warming, and these reductions will be essential if use of coal is to expand because coal emits a larger volume of CO₂ for each unit of electrical power produced than other primary energy sources.

In addition to strengthening its core business in the field of coal-fired thermal power generation, Hitachi, Ltd.'s Power Systems Company also has a policy of helping build a low-carbon society on a global scale and is accelerating its development of environmental technology including improvements to generation efficiency and CO₂ capture.

This article describes how Hitachi is working to commercialize technologies for coal use that combine oxygen-blown IGCC (integrated coal gasification combined cycle) and CCS (CO₂ capture and storage).

PROSPECTS FOR OXYGEN-BLOWN IGCC GENERATION PLANT

Improvement in Efficiency at Sending End of Oxygen-blown IGCC

IGCC is a system for improving the efficiency at sending end (efficiency taking account of plant overheads) of power generation by using efficiency-

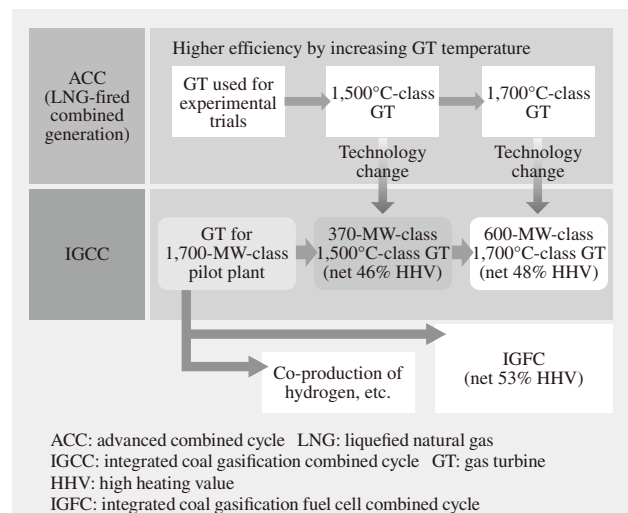


Fig. 1—Prospects for Oxygen-blown IGCC.

IGCC improves efficiency at sending end by adopting efficiency-improvement techniques that increase the operating temperature of the gas turbine. It can also minimize the reduction in efficiency at sending end caused by CO₂ capture by capturing the CO₂ from the pressurized fuel gas where it is present in high concentration.

improvement techniques that work by increasing the operating temperature of gas turbines fueled with natural gas. Oxygen-blown IGCC uses oxygen as a gasification agent, and because of the high concentration of fuel components in the gasifier syngas [including CO (carbon monoxide) and H₂ (hydrogen)], it can achieve a reduction in CO₂ of approximately 30% compared with Japan's newest coal-fired thermal power plants by using a power generation system with extremely high efficiency that incorporates a fuel cell. The technology can also improve the overall energy efficiency of electricity generation and the production of chemical feedstock (see Fig. 1).

Development of Technology for Achieving Coal-fired Generation with Zero Emissions

Because oxygen-blown IGCC can use pre-combustion capture to recover the CO₂ contained in the syngas which is at a pressure of 2.5 to 3.0 MPa and has a high CO₂ concentration of approximately 40%, the CO₂ capture equipment can be made smaller than what would be required to capture CO₂ from boiler exhaust gas (post-combustion capture) due to the lower flow rate of the pre-combustion gas, and this method also minimizes the reduction in efficiency at sending end. Hitachi is working on developing technology to achieve coal-fired generation with zero emissions using a combination of IGCC and CCS.

DEVELOPMENT OF GASIFICATION TECHNOLOGY FOR EAGLE GASIFIER

Characteristics of Oxygen-blown Gasifier (EAGLE Gasifier)

The oxygen-blown gasifier [EAGLE (Coal Energy Application for Gas, Liquid and Electricity) gasifier] uses the single-chamber two-stage swirling-flow gasification method⁽¹⁾ to perform gasification with high efficiency and a small amount of oxygen by encouraging particles to remain inside the gasifier⁽²⁾ and by changing the oxygen distribution to suit the type of coal, while also preventing slag splatter⁽³⁾ to ensure that gasification is performed with a high level of reliability (see Fig. 2).

Background to Development of Oxygen-blown Gasifier (EAGLE Gasifier)

Hitachi has been working on the development of technology for coal-gasification-combined-cycle electricity generation for more than 30 years. Trials involving more than 1,000 hours of continuous operation at a pilot plant with a capacity of 50 t/d supplied to

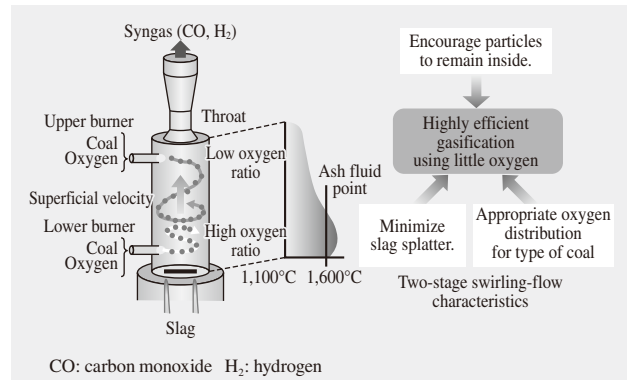


Fig. 2—Characteristics of Oxygen-blown Gasifier (EAGLE Gasifier).

The oxygen-blown gasifier [EAGLE (Coal Energy Application for Gas, Liquid and Electricity) gasifier] developed by Hitachi uses the single-chamber two-stage swirling-flow gasification method to perform gasification with high efficiency and a small amount of oxygen.

New Energy and Industrial Technology Development Organization (NEDO) and Research Association for Hydrogen-from-Coal Process Development (HYCOL) have established the basic concept of an oxygen-blown single-chamber two-stage swirling-flow gasifier, and experimental testing at this facility has also succeeded in resolving problems with ash⁽⁴⁾.

Development of Oxygen-blown Gasifier Technology at EAGLE

Hitachi is currently participating in the EAGLE Project⁽⁵⁾ being jointly run by NEDO and Electric Power Development Co., Ltd. (J-Power), has supplied a set of equipment ordered by J-Power, and is supporting trial operations by that company (see Fig. 3).

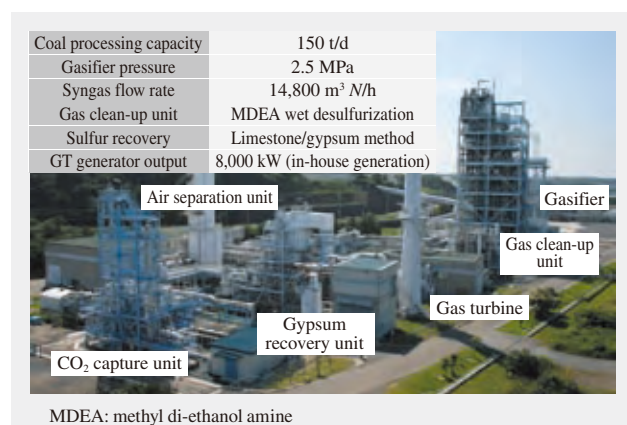


Fig. 3—EAGLE Pilot Plant.

Hitachi is participating in the EAGLE Project being jointly run by New Energy and Industrial Technology Development Organization (NEDO) and Electric Power Development Co., Ltd. (J-Power).

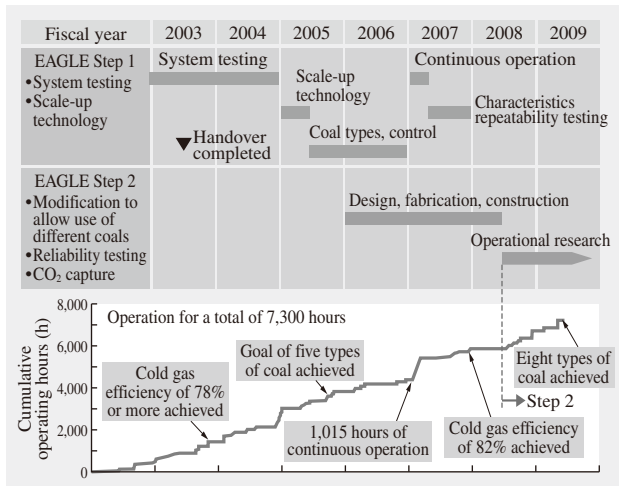


Fig. 4—Results of EAGLE Trial Operation.

EAGLE has achieved all of its development goals. EAGLE Step 2 included upgrading the gasifier to expand the types of coals able to be used and trial operation which ran until March 2010.

The EAGLE Project completed its trials in March 2007 having achieved all of its development goals⁽⁶⁾. The gasifier is now being upgraded to expand the types of coals able to be used and EAGLE Step 2 is conducting trials that were scheduled to run until March 2010. This has mainly involved determining the characteristics and obtaining the gasification performance of three different types of coal with a high ash melting point that are mainly used in conventional pulverized-coal thermal power generation. In addition to verifying the ability to use a wider range of coals by checking that the coal gasification technology can handle the use of coal with a high ash melting point, this work has also confirmed the superiority of the EAGLE gasifier (see Fig. 4).

Principle of CO₂ Capture from Syngas

CO₂ capture from syngas (pre-combustion CO₂ capture) works by adding water vapor to the syngas (CO-rich gas) to convert the CO to CO₂ and H₂. The absorption fluid that absorbs the CO₂ is regenerated to separate and capture the CO₂ and the hydrogen-rich gas that remains after CO₂ capture is used to fuel the gas turbine. The captured CO₂ is compressed and liquefied and then transported for storage (see Fig. 5).

The technology for capturing CO₂ from syngas, also known as pre-combustion CO₂ capture technology, is widely used to capture CO₂ from natural gas and studies into its application at thermal power plants are underway in various countries.

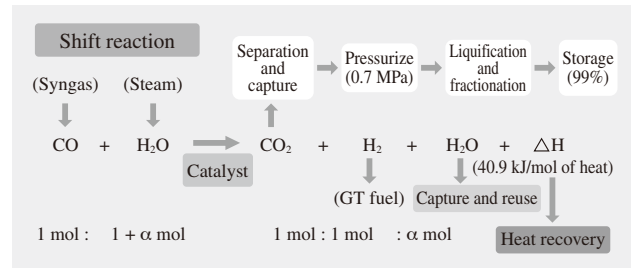


Fig. 5—Concept behind Separation and Capture of CO₂ in Syngas.

Water vapor is added to syngas (CO-rich gas) to convert the CO to CO₂ and H₂. The CO₂ is then absorbed, the absorption fluid regenerated, and the CO₂ separated out and captured.

When applying this technology to a thermal power plant, it is important that the reduction in efficiency at sending end that results from installing the CO₂ capture plant is minimized. The measures necessary to achieve this are: (1) minimize the reduction in the output of the steam turbine by reducing the flow rate of the steam supplied to the shift reaction, (2) reduce losses in the CO₂ absorption and regeneration system including the power used to circulate the absorption fluid and the heat used for regeneration, and (3) minimize the reduction in the output of the steam turbine by optimizing the heat recovery system.

EAGLE CO₂ Capture Trials

In EAGLE Step 2, some of the existing equipment has been diverted for use in world-leading demonstration experiment of the recovery of CO₂ from syngas. The CO₂ separation and capture pilot plant has the capacity to process 1,000 m³N/h of syngas and capture approximately 24 t/d of CO₂.

The CO₂ separation and capture pilot plant is made up of the shift reaction system and the absorption and regeneration system. The shift reaction system uses a combination of iron-based and copper- and zinc-based catalysts. The absorption system uses a chemical absorption method based on MDEA (methyl di-ethanol amine). For regeneration, the facility allows testing of regenerators like those commonly used to capture the CO₂ from natural gas and also flash heating regeneration which is adopted with the aim of reducing the amount of heat required for regeneration (see Fig. 6 and Fig. 7).

The objectives for the CO₂ pilot plant are to confirm whether CO₂ separation and capture technology can be used on syngas, to make clear progress toward the practical use of IGCC + CCS by identifying the development issues in preparation for full-scale

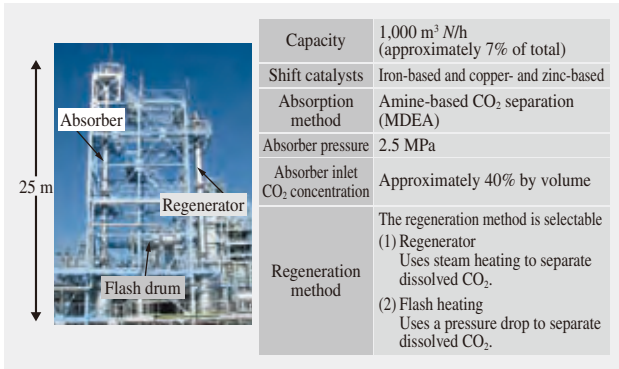


Fig. 6—Overview of CO₂ Capture Pilot Plant. EAGLE Step 2 ran world-leading demonstration experiments of the capture of CO₂ from syngas.

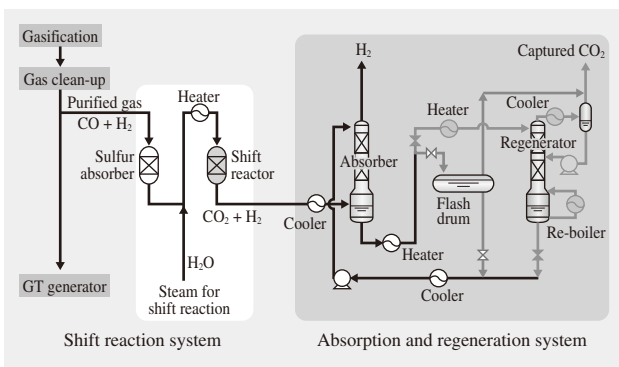


Fig. 7—Block Diagram of CO₂ Capture Pilot Plant. The CO₂ separation and capture pilot plant consists of a shift reaction system and an absorption and regeneration system.

operation, and to collect the base data required to assess the economics of CCS by determining the basic system parameters (CO₂ capture ratio, utilities usage, and so on). The pilot plant is also used to study ways of minimizing the reduction in efficiency at sending end when the technology is applied in thermal power plants.

Results and Evaluation of CO₂ Capture Trials at EAGLE

The demonstration confirmed a CO₂ capture ratio of 90% or more both for regeneration using the regenerator and regeneration using flash heating. Because adequate regeneration of the absorption fluid could be achieved, regeneration using the regenerator achieved a high CO₂ capture ratio even when the L/G ratio (absorption fluid circulation flow rate/gas flow rate at absorber inlet) for the absorber was low. It was necessary to increase the absorber L/G ratio for flash heating regeneration because of insufficient absorption fluid regeneration compared to regeneration using the regenerator, but although the CO₂ capture ratio

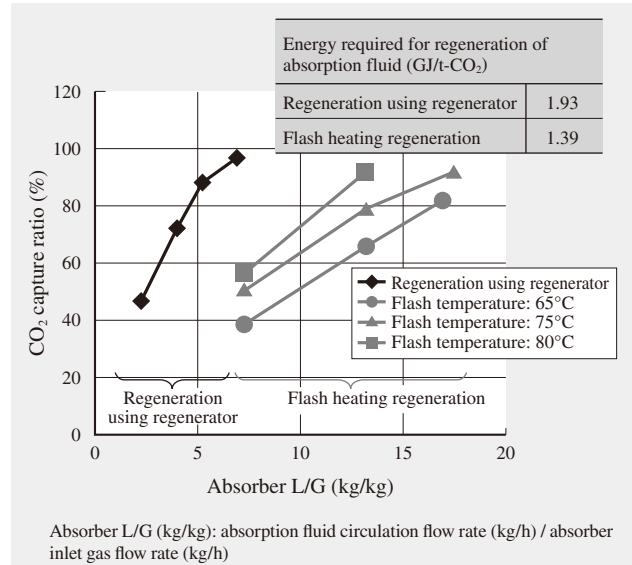


Fig. 8—Results of Testing at CO₂ Capture Pilot Plant. The results demonstrated that both regeneration using the regenerator and flash heating regeneration can achieve a CO₂ capture ratio of 90% or better.

obtained in the trial was lower than when using the regenerator, it was still above 90% (see Fig. 8).

Because the heat required to regenerate the absorption fluid is low and because a large proportion of the latent heat from the moisture in the gas output from the shift reactor can be used, the flow rate of steam taken from the steam turbine to heat the absorption fluid for flash heating regeneration can be reduced to only one-tenth that for regeneration using the regenerator. Based on this result, it was determined that flash heating regeneration can add approximately an extra 4% to the net efficiency compared to regeneration using the regenerator for a CO₂ capture ratio of 90%.

The demonstration showed that, by minimizing the reduction in steam turbine output by optimizing the heat recovery system and optimizing the operating conditions using flash heating regeneration, a CO₂ capture ratio of 90% and CO₂ purity of 99% could be achieved while also significantly reducing the drop in efficiency at the sending end that occurs when CO₂ is captured from syngas.

PLANS FOR COMMERCIALIZATION OF OXYGEN-BLOWN IGCC + CCS

J-Power and The Chugoku Electric Power Co., Inc. jointly established Osaki CoolGen Corporation on July 29, 2009 to work on “oxygen-blown IGCC technology” and “CO₂ separation and capture technology” in an efficient way. Osaki CoolGen plans to construct

Fiscal year	2008	2009	2010	2011	2012	2013	2014	2015	2016	2017	2018	2019	2020	2021	2022
Optimization study	Preparation		Optimization design												
Environmental assessment	Preparation		Environmental assessment												
Construction and trials						Design and construction					Demonstration experiments				
					▽Commencement of work						CO ₂ separation and capture trials				
											Design and construction			Demonstration experiments	

Fig. 9—Large-scale Demonstration Experiment of Oxygen-blown Gasification.

Osaki CoolGen Corporation plans to construct a large-scale 170-MW-class demonstration plant to trial oxygen-blown gasification technology and study the reliability, economics, operational characteristics, and other aspects of oxygen-blown IGCC systems, and then to conduct further trials utilizing the latest CO₂ separation and capture technology.

a large-scale 170-MW-class oxygen-blown IGCC demonstration plant to study the reliability, economics, operational characteristics, and other aspects of oxygen-blown IGCC systems and then to conduct trials utilizing the latest CO₂ separation and capture technology⁽⁷⁾. Based on the experimental results from EAGLE and EAGLE Step 2, Hitachi intends to work toward the practical use of IGCC + CCS by using the 170-MW-class oxygen-blown IGCC demonstration plant to conduct comprehensive demonstration experiments in preparation for putting it to practical use (see Fig. 9).

CONCLUSIONS

This article has described how Hitachi is working to put technologies for coal use that combine oxygen-blown IGCC and CCS into practical use.

Hitachi has been developing oxygen-blown gasifier technology for about 30 years and, working through HYCOL and EAGLE, has made steady progress in scaling up this technology. Hitachi was among the first Japanese manufacturers to start production of gas turbines, maintaining the largest share of the market through the period in the 1990s when the shift to large combined-cycle plants in Japan was at its height, and since that time Hitachi has continued to develop gas turbines and further hone its technology. Hitachi also has more than 20 years of rich experience in burner development and is working on the development of burners suitable for oxygen-blown gasification.

Through the EAGLE Project, Hitachi has verified the reliability of the process through long-duration operation and has established technology for scaling up the gasifier, and technology for gas purification and operation as an electricity generation system. Pilot testing aimed at establishing CO₂ separation and capture technology is currently in progress.

Because the loss of efficiency resulting from CO₂ separation and capture is low for oxygen-blown

gasification and a net efficiency of more than 50% can be anticipated when used in conjunction with a fuel cell, the method has potential for use in IGFC (integrated coal gasification fuel cell combined cycle) power generation. It is also ideal for ammonia production and for producing hydrogen for use as a chemical feedstock.

Oxygen-blown gasification is a technology with a wide range of potential applications and Hitachi is focusing its efforts on conducting demonstration experiments on a demonstration plant midway in size between the pilot plant (150 t/d) and a full demonstration plant with the aim of practical use of this technology.

REFERENCES

- (1) S. Koyama et al., "Entrained Bed Coal Gasification Technology," Hitachi Hyoron **66**, pp. 113-118 (Feb. 1984) in Japanese.
- (2) A. Morihara et al., "Particle Residence Time in a Swirling Flow, Entrained Bed Gasifier," Kagaku Kogaku Ronbunshu **12**, pp. 427-432 (1986) in Japanese.
- (3) T. Akiyama et al., "Estimation of Height of Molten Slag Entrainment in Swirling Entrained-bed Coal Gasifier," Kagaku Kogaku Ronbunshu **34**, pp. 477-483 (2008) in Japanese.
- (4) H. Miyadera et al., "Development of HYCOL Coal Gasification Technology," Journal of the Japan Institute of Energy **74**, pp. 691-698 (1995) in Japanese.
- (5) F. Kiso et al., "EAGLE Project for IGFC in JAPAN," 25th International Conference on Coal Utilization & Fuel Systems, pp. 297-305 (2000).
- (6) O. Ito et al., "CO₂ Reduction Technology for Thermal Power Plant Systems," Hitachi Review **57**, 166-173 (Sep. 2008).
- (7) The Chugoku Electric Power Co., Inc., Electric Power Development Co., Ltd., News Release, "Establishment of Osaki CoolGen Corporation," http://www.jpowers.co.jp/english/news_release/news/news090729.pdf

ABOUT THE AUTHORS

**Nobuo Nagasaki**

Joined Hitachi Engineering Co., Ltd. in 1979, and now works at the Thermal Power Systems Development & Management Division, Thermal Power Systems Division, Power Systems Company, Hitachi, Ltd. He is currently engaged in the development of technology for environmentally conscious coal-fired power generation. Mr. Nagasaki is a member of The Japan Society of Mechanical Engineers (JSME).

**Yasushi Takeda**

Joined Hitachi, Ltd. in 1981, and now works at the Thermal Power Systems Development & Management Division, Thermal Power Systems Division, Power Systems Company. He is currently engaged in IGCC demonstration project management. Mr. Takeda is a member of the JSME.

**Toru Akiyama**

Joined Hitachi, Ltd. in 1996, and now works at the Coal Science Project, Energy & Environmental Systems Laboratory, Power Systems Company, Hitachi, Ltd. He is currently engaged in the development of CO₂ capture processes for IGCC. Mr. Akiyama is a member of The Society of Chemical Engineers, Japan (SCEJ).

**Takeshi Kumagai**

Joined Babcock-Hitachi K.K. in 1997, and now works at the Coal Gasification System Center, Plant Engineering Division, Kure Division. He is currently engaged in the development of a coal gasification system for an IGCC demonstration project.